

Akaroa Temporary Visitor centre for cruise season 2012/13

Due to the closure of the Lyttelton Port to the cruise ships after the February earthquake the cruises were rerouted through Akaroa. A temporary visitor centre in a small 3 x 2 m cabin was located at the road end of the main wharf and operated by the Akaroa visitor centre staff/Akaroa District Promotions (ADP) and ADP members.

Plan

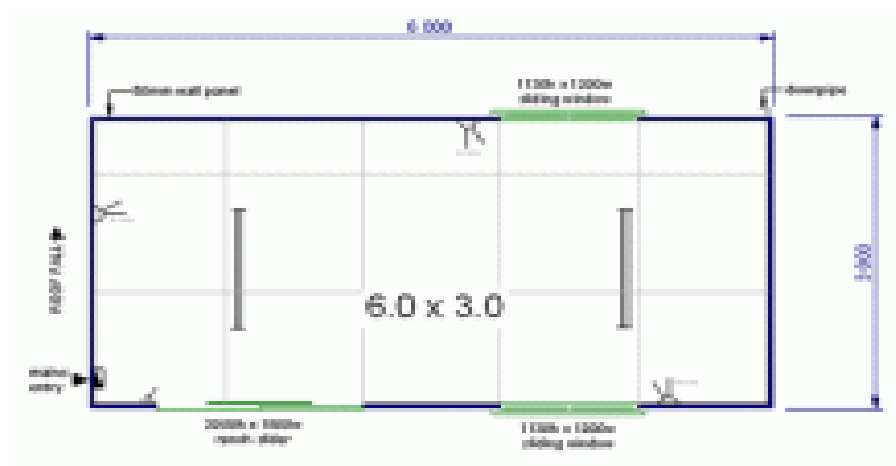
The plan for the upcoming cruise season is to operate a temporary visitor centre from October 2012 to May 2013 to welcome cruise ship passengers for the 12/13 season. For the forthcoming season a larger visitors centre 6 x 2.9 m cabin is requested to better accommodate the estimated 200,000 passengers. This cabin would ideally have 2 doors or a larger ranch slider entrance, and ideally be connect to mains power. The visitor centre is marked out on the draft concept plan for this area and a hard copy of an aerial view of the site is available. The Akaroa Visitor centre has also applied for a permit for "Temporary Use of a legal road"

Site photos

Main Wharf Akaroa, Beach Road.



ADP has submitted a number of options for the design of the cabin. Cabins are in short supply so at this stage no one design/layout is guaranteed, but with plenty of notice to Portacom Solutions they will assist in locating our desired cabin. The cabin may need to be anchored to the ground and steps and ramp access be considered. Foundation plans and deck/ramp plans are attached, and these plans have also been submitted to Hamish Cocks of the Christchurch City Council.





Signage

The Signage on the cabin will be the same very similar if not the same as last

www.Akaroa.com sign is approximately 180 cm x 60 cm



Please see attachment regarding size and design of the signs.

VISITOR CENTRE

1850 x 250 mm



A vertical rectangular sign with a white background. It features a blue circle with a white lowercase 'i' at the top. Below this, the words 'BOOK HERE' are written in bold red capital letters. Underneath, the words 'Activities', 'Attractions', 'Transport', and 'Tours' are listed in blue, stacked vertically. At the bottom, 'PHONE' is written in bold red capital letters, followed by the number '03 304 8600' in bold red. The sign is framed by a blue vertical bar on the left and a red vertical bar on the right.

**BOOK
HERE**

Activities
Attractions
Transport
Tours

**PHONE
03 304 8600**

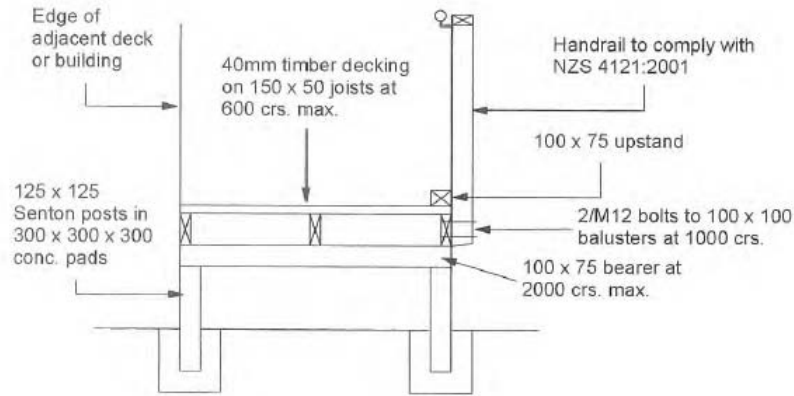
300 x 870 mm



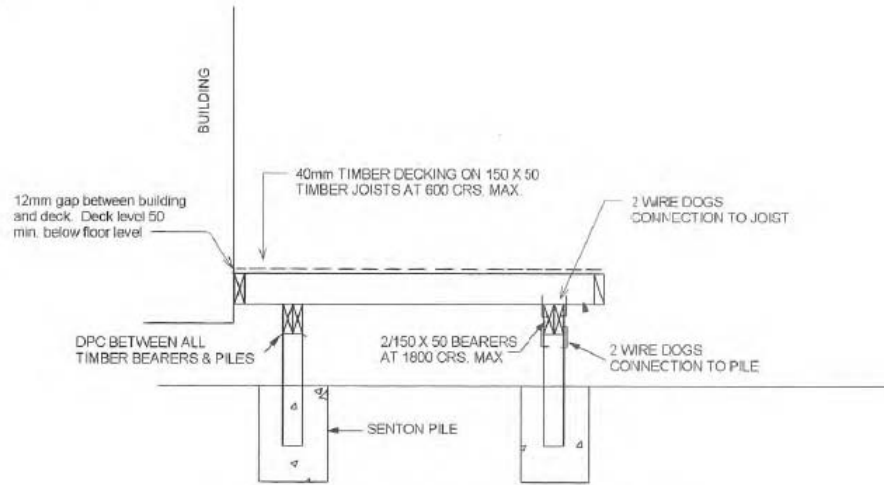
600 x 600 mm



Each application for steps deck ramp etc will differ i.e. every site different



ACCESSIBLE RAMP UNDER 1M HIGH
1200 MIN. CLEAR WIDTH



ALL FIXINGS WITHIN 600mm OF THE GROUND TO BE STAINLESS STEEL

Revision Schedule			
No.	Description	Date	Initials

SCALE:	
By	Code
Designed	R THOMPSON
Drawn	Andee
	11/04/12

Portacom Building Solutions
 2 O'Rourke Road
 PO Box 12756
 Penrose, Auckland 1642

Portacom Building Solutions
 41 Shands Road
 PO Box 11193
 Hornby, Christchurch 8042

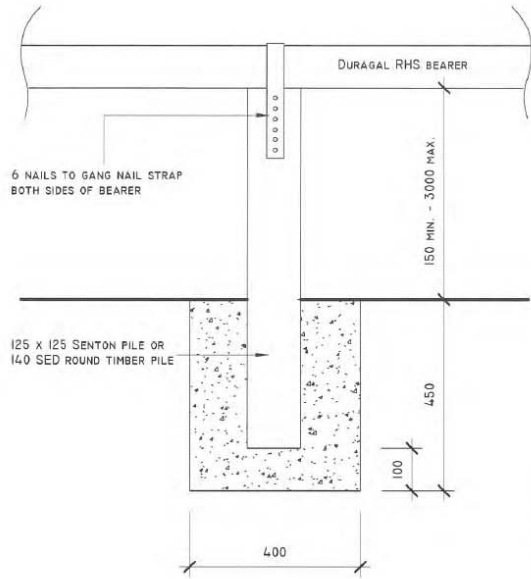
Auckland 09 525 4800 Hamilton 07 849 3448 Wellington 04 588 3960 Christchurch 03 342 3715

Copyright
 The copyright of this drawing is the property of Portacom New Zealand Limited. No part of it may be reproduced by photocopying or by any other means and must not be used on to a third party without prior written consent of the manager of Portacom Building Solutions.

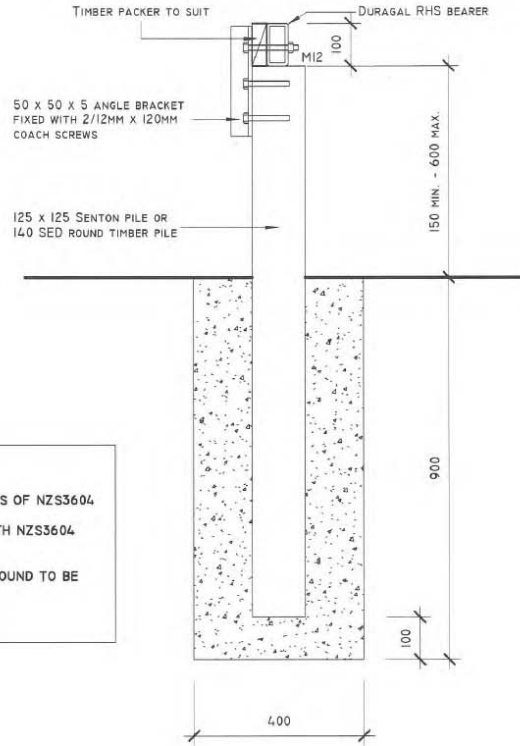
Project No	Sheet No	Rev. No
32038	011	

DECK/RAMP DETAILS

Typical pile detail.



TYPICAL ORDINARY PILE



TYPICAL ANCHOR PILE

NOTE:
 ASSUMED "GOOD GROUND" IN TERMS OF NZS3604
 ALL FOUNDATIONS TO COMPLY WITH NZS3604
 UNLESS SHOWN OTHERWISE
 ALL FIXINGS WITHIN 600 FROM GROUND TO BE
 STAINLESS STEEL
 ALL PILES SHALL BE H5 TREATED

ORDINARY & ANCHOR PILE DETAILS (RHS)
 1 : 10

Revision Schedule			
No.	Description	Date	Initials

SCALE: 1 : 10

By:	Date:
Designed: PHL KLEIS	
Drawn: T.R.	01.06.12

© COPYRIGHT
 PORTACOM NEW ZEALAND LTD

Portacom Building Solutions
 2 O'Rorke Road
 PO Box 12756
 Penrose, Auckland 1642



Portacom Building Solutions
 41 Shands Road
 PO Box 11193
 Hornby, Christchurch 8042

Auckland 09 525 4800 Hamilton 07 849 3448 Wellington 04 568 3960 Christchurch 03 342 3715

PORTACOM

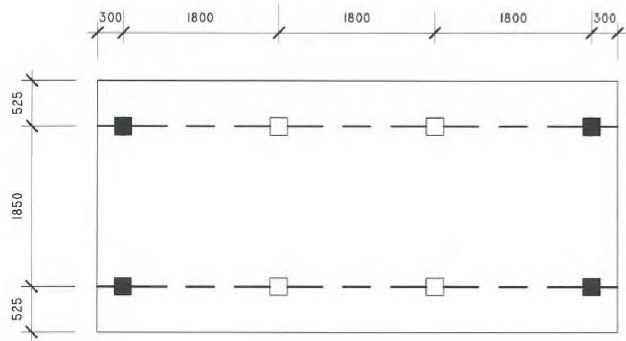
6.0 X 3.0 STANDARD UNIT

FOUNDATION DETAILS

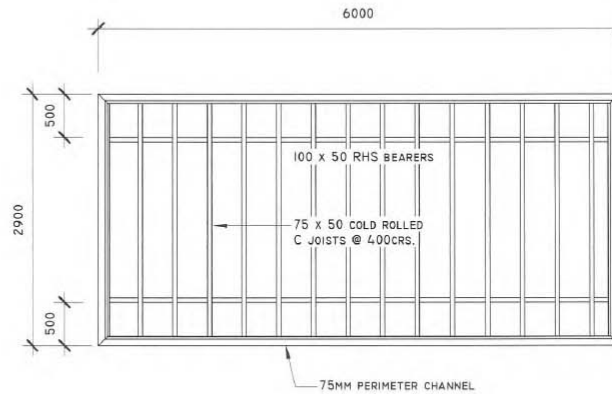
Copyright:
 The copyright of this drawing is the property
 of Portacom New Zealand Limited. No part
 of it may be reproduced by photocopying or
 by any other means and must not be
 passed on to a third party without prior
 written consent of the manager of Portacom
 Building Solutions.

Project No.	Sheet No.	Rev. No.
	006	1

Typical pile layout



1 FOUNDATION LAYOUT
1 : 50



2 BASE FRAME PLAN
1 : 50

Revision Schedule			
No.	Description	Date	Initials

SCALE: 1 : 50		
By:	PHL KLEIS	Date:
Drawn:	T.R.	01.06.12
COPYRIGHT PORTACOM NEW ZEALAND LTD		

Portacom Building Solutions
 2 O'Rorke Road
 PO Box 12756
 Penrose, Auckland 1642



Portacom Building Solutions
 41 Shands Road
 PO Box 11193
 Hornby, Christchurch 8042

Auckland 09 525 4800 Hamilton 07 849 3448 Wellington 04 568 3960 Christchurch 03 342 3715

PORTACOM		
6.0 X 3.0 STANDARD UNIT		
FOUNDATION & BASEFRAME PLAN		

Copyright: The copyright of this drawing is the property of Portacom New Zealand Limited. No part of it may be reproduced by photocopying or by any other means and must not be passed on to a third party without prior written consent of the manager of Portacom Building Solutions.		
Project No.	Sheet No.	Rev. No.
	005	1